

UNIVERSAL SANITIZER DISPENSER STAND ASSEMBLY INSTRUCTIONS

LARGE BOTTLE

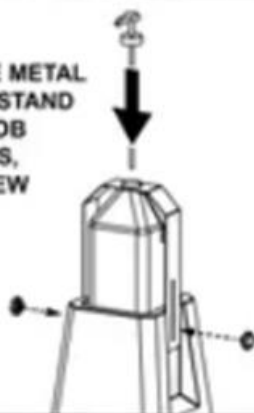
①

PLACE BOTTLE
ON STAND AND
METAL STRAP ON
BOTTLE NECK



②

ASSEMBLE METAL
STRAP TO STAND
WITH 2 KNOB
FASTENERS,
THEN SCREW
ON PUMP



③

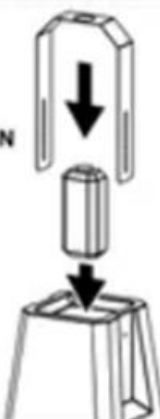
COMPLETED
ASSEMBLY



SMALL BOTTLE

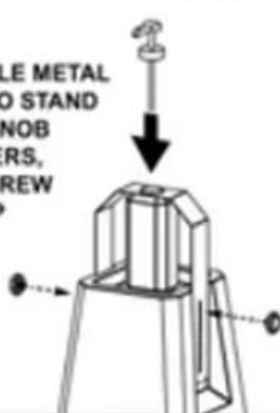
①

PLACE BOTTLE
ON STAND AND
METAL STRAP ON
BOTTLE NECK



②

ASSEMBLE METAL
STRAP TO STAND
WITH 2 KNOB
FASTENERS,
THEN SCREW
ON PUMP



③

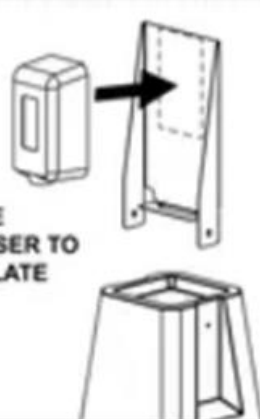
COMPLETED
ASSEMBLY



TOUCHLESS DISPENSER

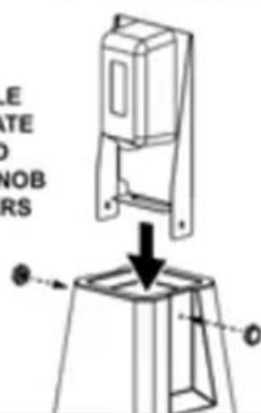
①

ADHERE
DISPENSER TO
BACKPLATE



②

ASSEMBLE
BACKPLATE
TO STAND
WITH 2 KNOB
FASTENERS



③

COMPLETED
ASSEMBLY

