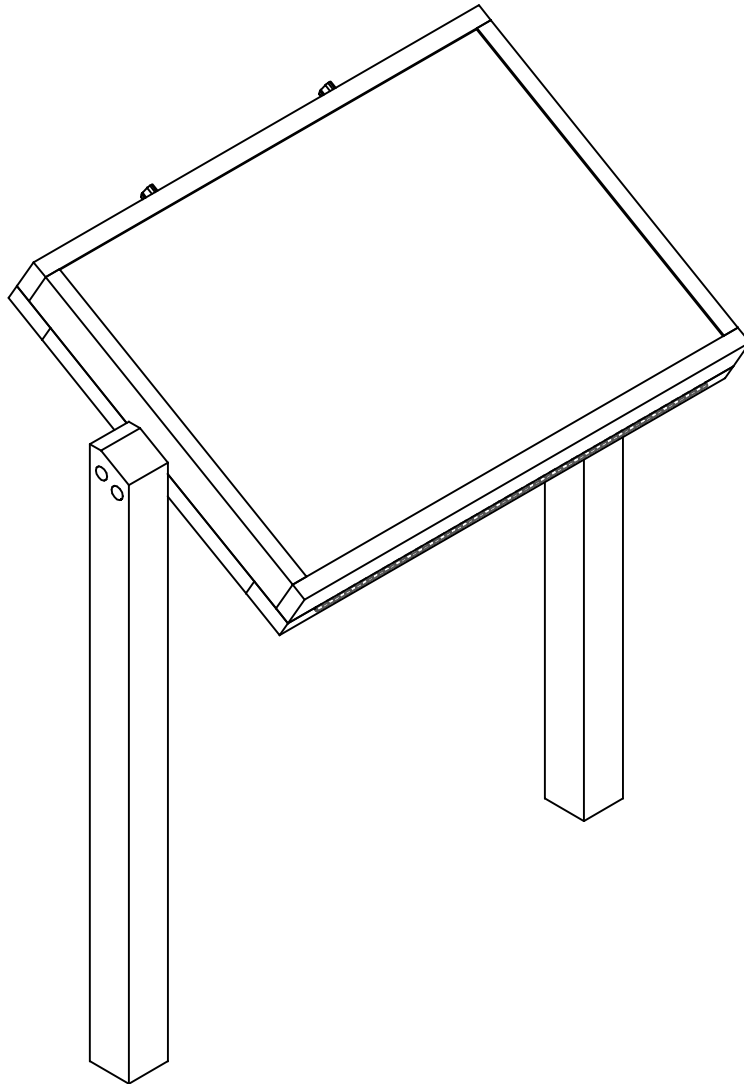


# Specialty Viewing Message Center

For Fastener Pack  
(FP-SVMC-CU-03)

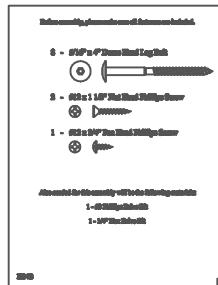


Congratulations ! !

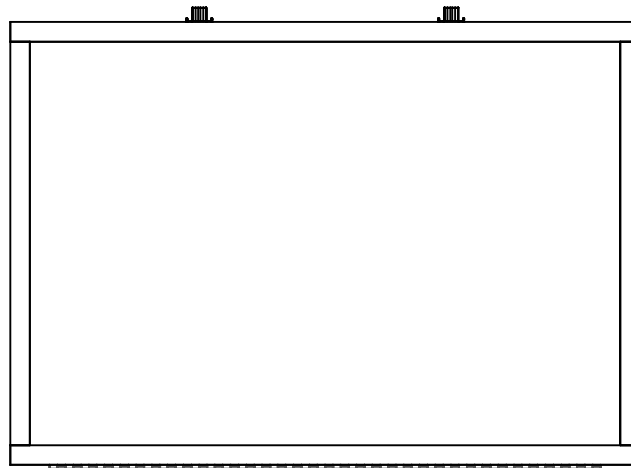
You have just purchased the finest recycled plastic  
message center available. Enjoy ! ! !

FS-SVMC-CAP-03

Before assembly, please make sure all components are included.



( 1 ) - One Fastener Pack  
FP-SVMC-CU-03




( 1 ) - One - Message Center  
MSA-SVMC-03



( 1 ) - One Left Side Post  
MP-SVMP-A-01



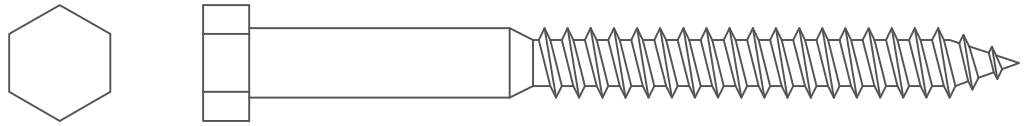
( 1 ) - One Right Side Post  
MP-SVMP-B-01



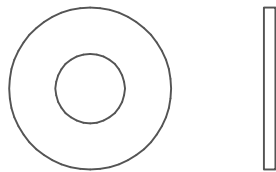
( 1 ) - One Under Support  
MP-SVMP-C-01

Before assembly, please make sure all fasteners are included.

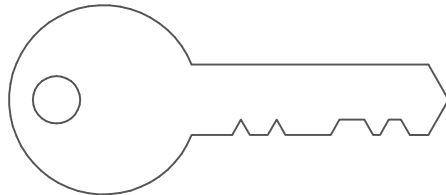
4 - 3/8" x 8" Hex Head Lag Bolt



4 - 3/8" Flat Washer

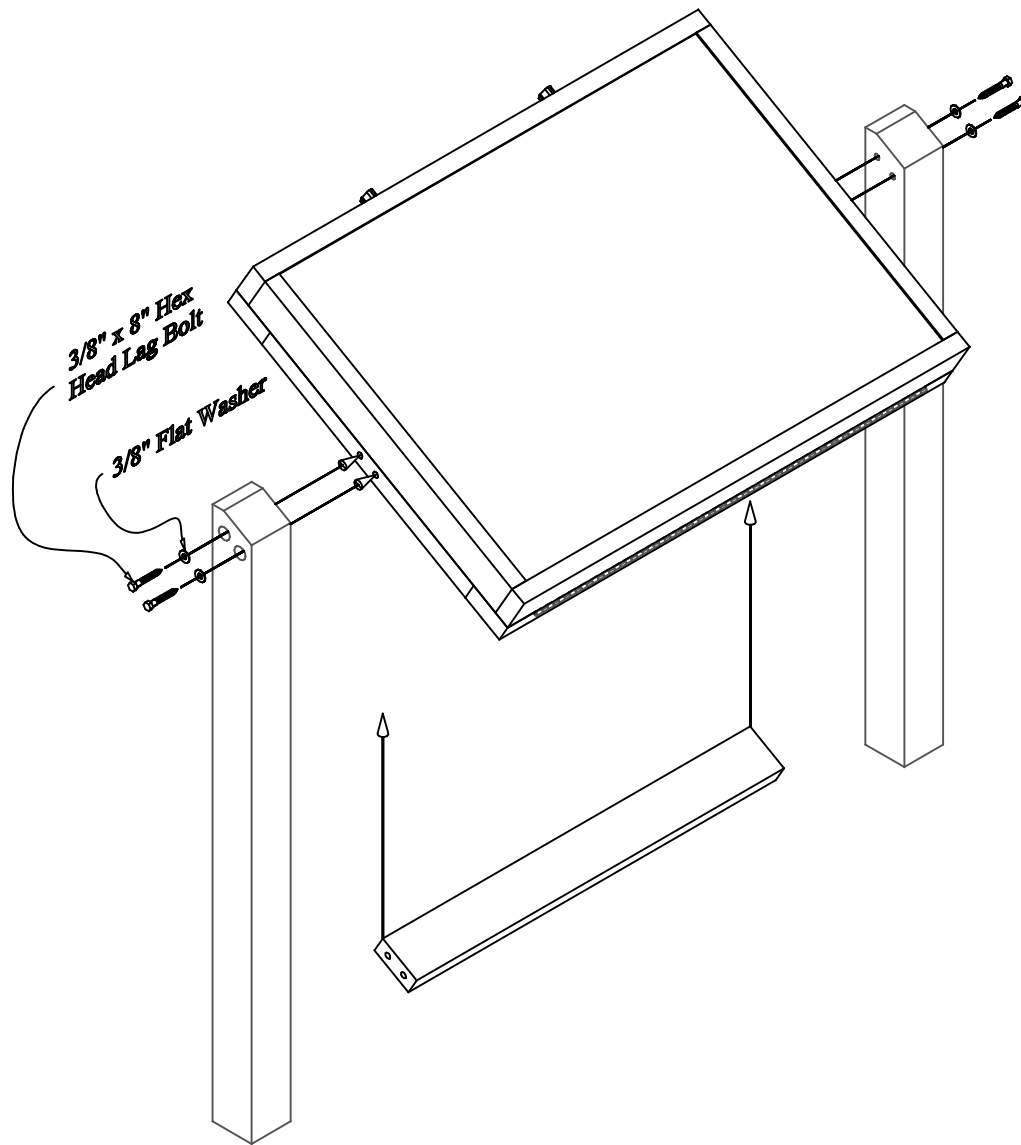


2 - Set of 2 Keys



Also needed for this assembly will be the following materials:

1 - 9/16" Socket Wrench



## Step #1

Align the pre drilled holes in the Posts with the pilot holes on the Message center and Under Support. Fasten them together with (1) - one 3/8" Flat Washer & (1) - one 3/8"x 8" Hex Head Lag Bolt per aligned hole.